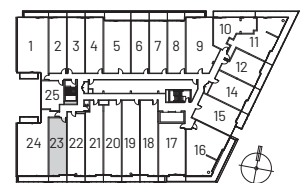
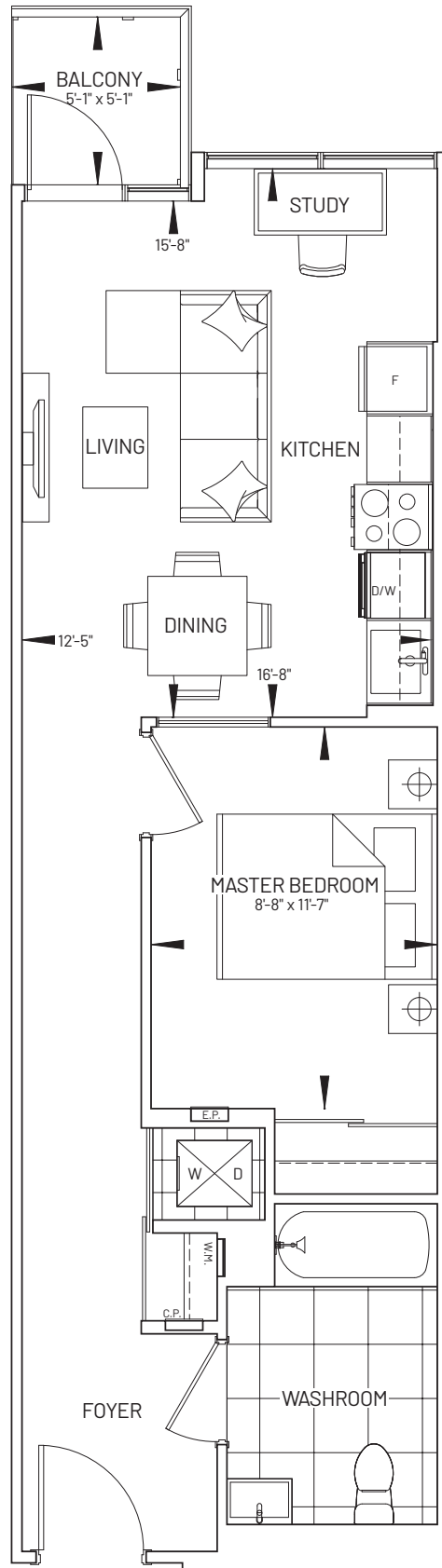




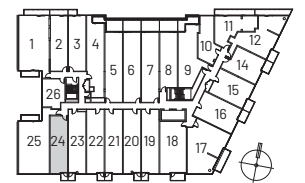
**THE MANDERLEY**  
CONDOMINIUMS

# Suite 1S-T ONE BEDROOM + STUDY

**623** | Indoor 560 Sq.Ft. | Outdoor Terrace 71 Sq.Ft. | Total 631 Sq.Ft.  
**724** | Indoor 560 Sq.Ft. | Outdoor Balcony 30 Sq.Ft. | Total 590 Sq.Ft.



KEYPLAN - LEVEL 6



KEYPLAN - LEVEL 7

All dimensions are approximate and subject to normal construction variances. Dimensions may exceed the useable floor area. Sizes and specifications subject to change without notice. Furniture is displayed for illustration purposes only and does not necessarily reflect the electrical plan for the suite. Suites are sold unfurnished. E. & O.E.

**nova ridge**  
development partners inc.